

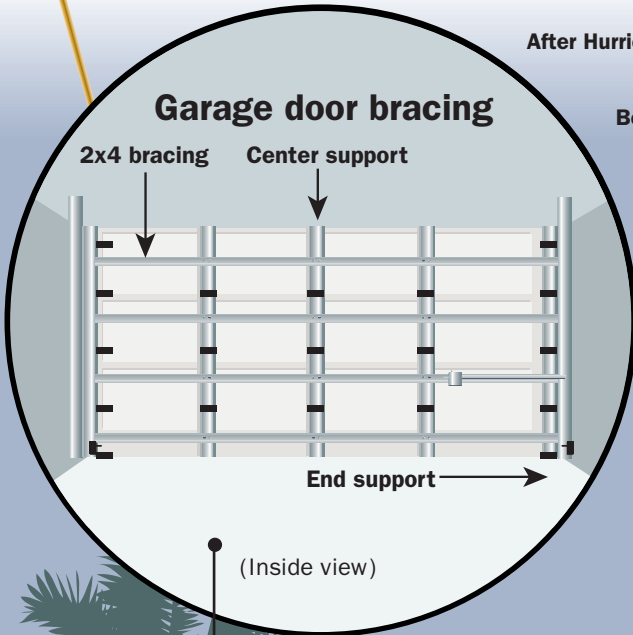


Making your home safe

During a hurricane, homes may be damaged or destroyed by high winds and high waves. Debris can break windows and doors, allowing high winds inside the home. In extreme storms, such as Hurricane Andrew, the force of the wind alone can cause weak places in your home to fail.

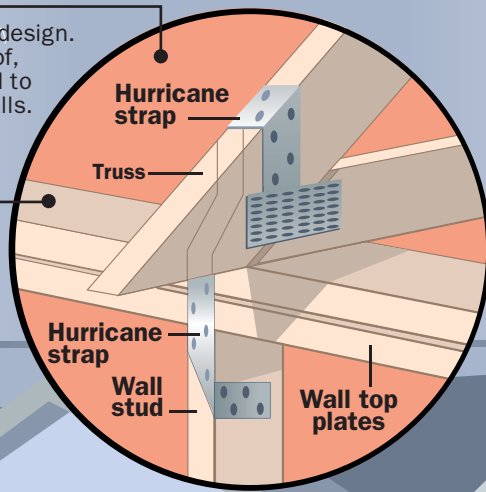
After Hurricane Andrew, a team of experts examined homes that had failed and ones that had survived. They found four areas that should be checked for weakness: the roof, windows, doors, and if you have one, garage door.

Below are some things you can do to help make your home stronger before the next hurricane strikes. You may need to make some improvements or install temporary wind protection. It is important that you do these projects now, before a hurricane threatens. While these projects, if done correctly, can make your home safer during a hurricane, they are no guarantee that your home won't be damaged. If you are told by authorities to evacuate, do so immediately, even if you have taken these precautions.



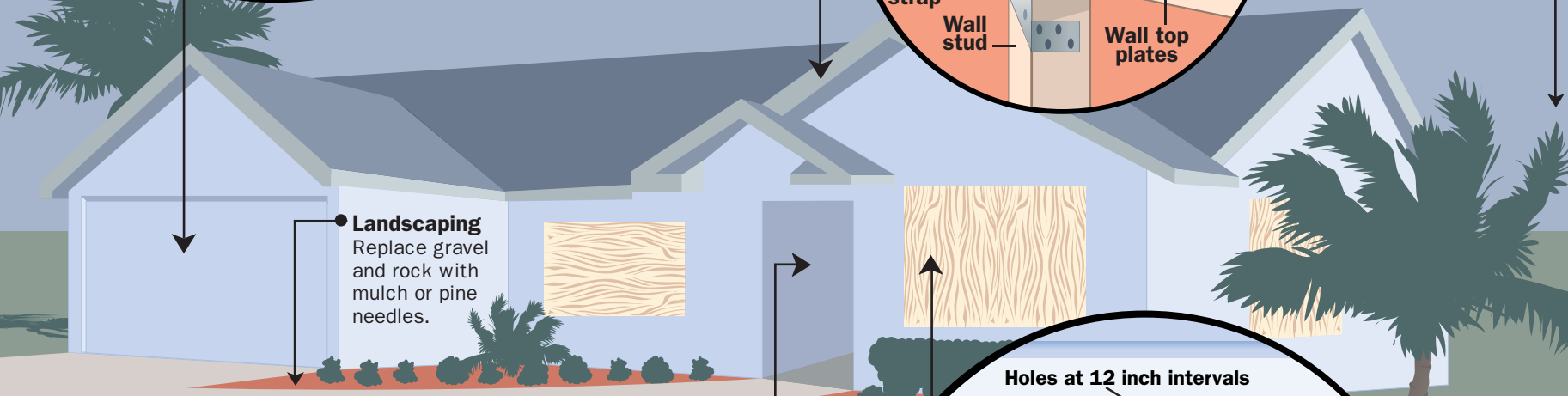
Hurricane straps

There are many types of roof design. Regardless of your type of roof, hurricane straps are designed to help hold your roof to your walls. While you are in the attic, inspect for hurricane straps of galvanized metal. Hurricane straps may be difficult for homeowners to install. You may need to call a professional to retrofit your home with hurricane straps.



Trees and shrubs

Make sure trees and shrubs are trimmed frequently. Try to remove excess foliage from the center of trees to allow wind to blow through them, making it less likely they will pick up wind. Also, remove any loose branches that could catch wind and crash into the home.



Loose items

Gather all outdoor furniture, garbage cans, debris and loose items. Move them inside and encourage your neighbors to do likewise.

